



WOODRICA

2025-2026

KNOW US



THE
PREMIUM
CHOICE

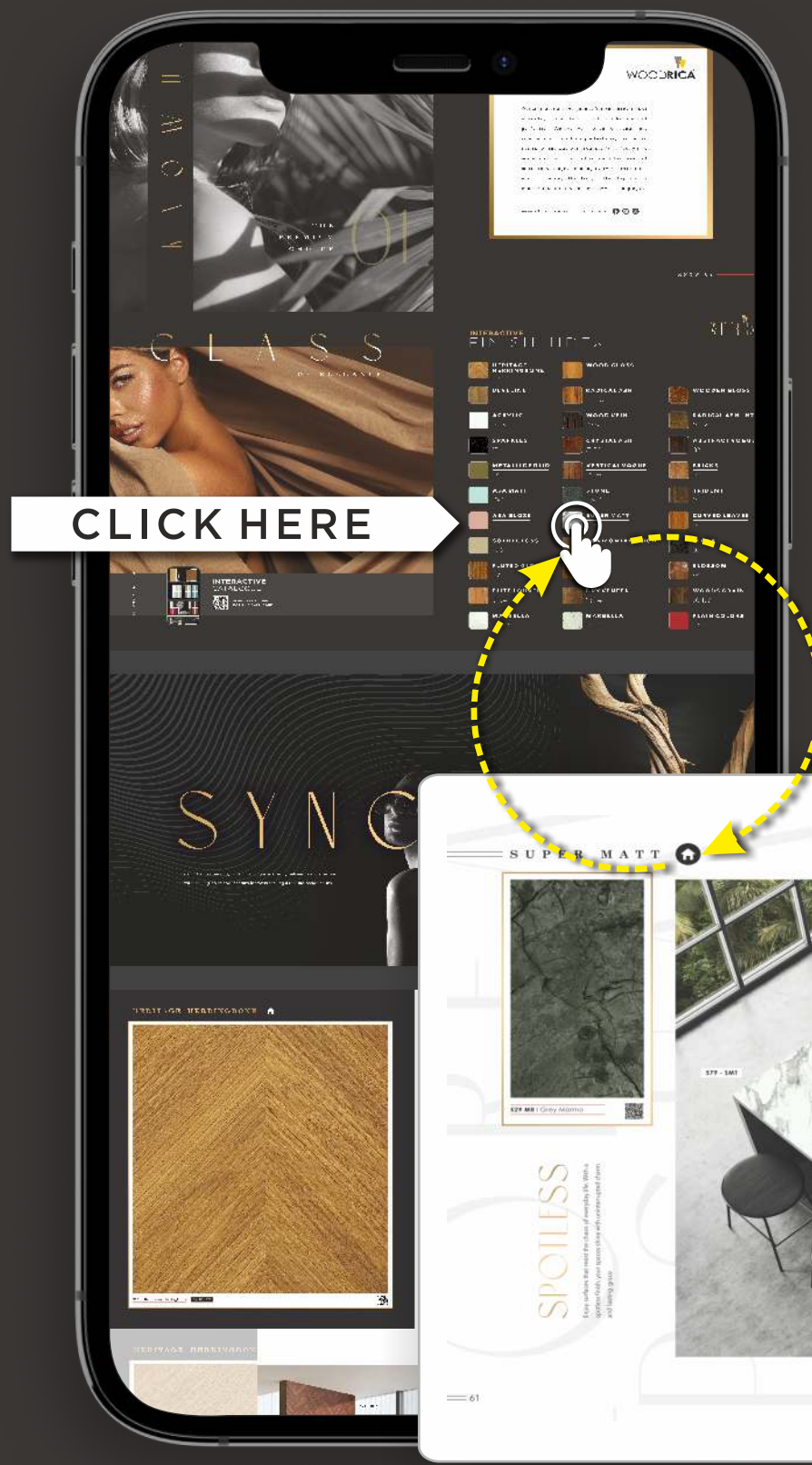
01




Our laminates are designed to fit into the rhythms of everyday life while still making a hallmark of perfection. We believe in pushing boundaries, whether it's through unique textures, unexpected colors, or the way our products fit perfectly into modern spaces. Each collection is the result of meticulous thought, ensuring it serves both function and form in ways that truly matter. Explore the endless possibilities, and see how we're shaping the

www.artislaminates.com | Connect us on   

INTERACTIVE INDEX



Please click on the Sample beside the Finish Name to scroll to the specific finish page
 Click on the Home button to return back to the Finish Index.



1. Open downloaded e-PDF on any device.
2. Browse through our entire collection right on your fingertips.
3. Like a product or design? Click anywhere on the product to open its dedicated webpage.
4. Here you will find the following details about the

- Product you chose:
- Full Sheet View
 - Application Preview
 - Available Textures
 - Technical Details
 - Option to send an enquiry

5. You can find the same information about all the products in the PDF by clicking on them.

Woodrica	Laminates
Design	MARBLE
Standard Size (mm)	1220 x 2440 mm

GLASS

OF ELEGANCE



INTERACTIVE FINISH INDEX

-  **HERITAGE HERRINGBONE**
09-10
-  **WOOD GLOSS**
41-42
-  **BEVELINE**
11-14
-  **RADICAL ASH**
44-46
-  **WOODEN GLOSS**
77-86
-  **ACRYLIC**
15-16
-  **WOOD VEIN**
47-50
-  **RADICAL ASH - HZ**
87-88
-  **SPARKLES**
17
-  **CRYSTAL ASH**
51-54
-  **ABSTRACT VOGUE**
89
-  **METALLIC SOLID**
18
-  **VERTICAL VOGUE**
55-56
-  **BRICKS**
90
-  **ASA MATT**
19-21
-  **STONE**
57-58
-  **TRIDENT**
91
-  **ASA GLOSS**
22
-  **SUPER MATT**
61-66
-  **CURVED LEAVES**
92
-  **SOLID GLOSS**
23-26
-  **HORIZONTAL WOOD**
67-70
-  **FLORA**
93
-  **FLUTED GLOSS**
27-30
-  **OAK**
71-72
-  **BLOSSOM**
94
-  **ELITE LOUVER**
31-34
-  **DRY VENEER**
73-74
-  **WOODS GRAIN**
96-103
-  **MARBELLA**
35-40
-  **MARBELLA**
75-76
-  **PLAIN COLORS**
104

ELEGANTLY SUPERIOR



INTERACTIVE CATALOGUE



SCAN THE QR CODE FOR AN E-CATALOGUE


SYNCHRO


The standout feature of Synchro is its unique synchrony between surface texture and pattern, making it a standout choice for those seeking a realistic, natural touch.





593 HHB | Honey Herringbone SYNCHRO





593 HHB | Honey Herringbone SYNCHRO

R
I
C
H
T
E
X
T
U
R
E




594 HHB | Ebony Herringbone SYNCHRO





A touch of opal elegance in every detail




598 BV | Sirocco Grain SYNCHRO 45°



EXCELLENCE BEYON MEASUREMENT

Embrace the beauty of nature in your home with wooden laminates that bring authentic wood textures and tones to life

ORGANIC FEEL



597 BV | Dune Radiance SYNCHRO 45°






595 BV | Lumen Oak

SYNCHRO



GLAM

Creating interiors that are both sophisticated



596 BV | Moroccan Mocha

SYNCHRO

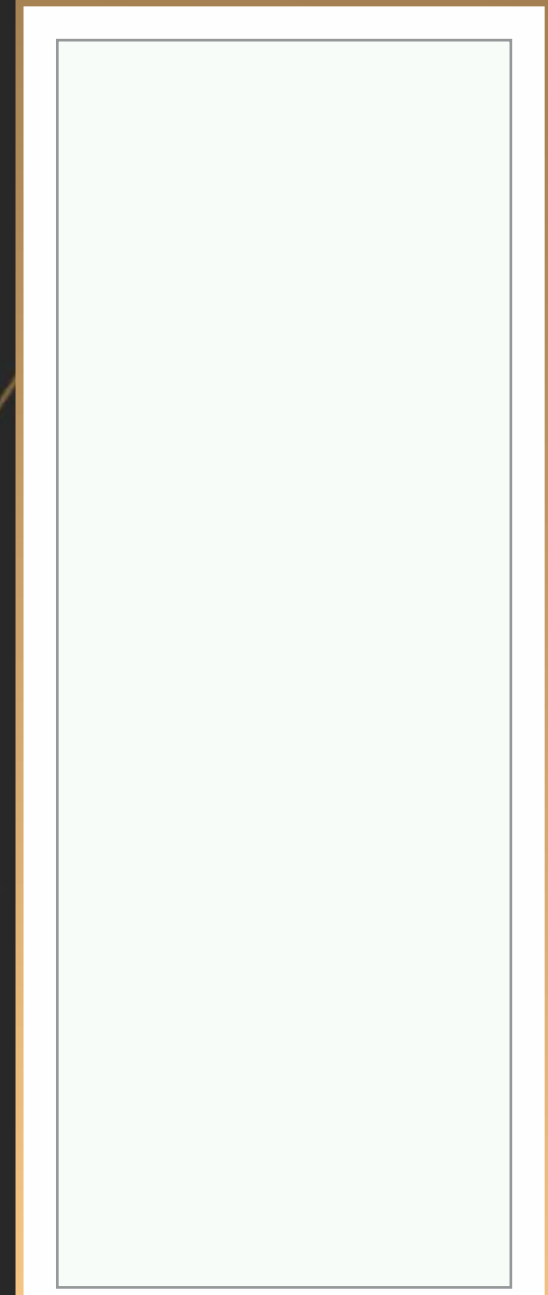


ACRYLIC


COLLECTION




Let your interiors sparkle with an immaculate finish that exudes contemporary charm




201 AL | Lustrous White PR




202 AL | Beige Gem PR



203 AL | Sand Dune Glow PR



204 AL | Aurora Slate Grey PR




205 AL | Mint Crystal PR




206 AL | Green Aura PR




207 AL | Celestial Blue PR




201 GFT | Lustrous White PR




202 GFT | Beige Gem PR




203 GFT | Sand Dune Glow PR




204 GFT | Aurora Slate Grey PR



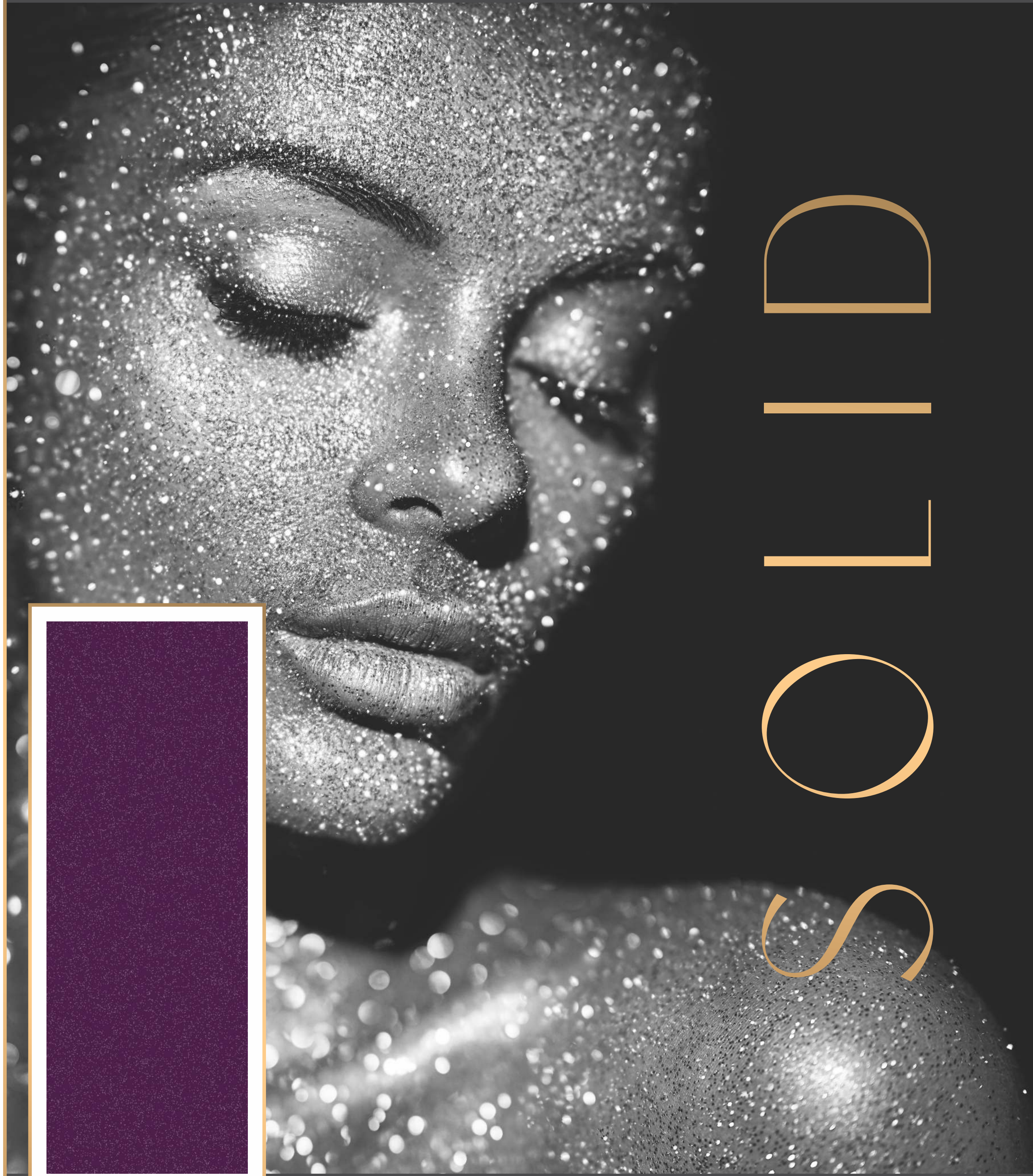
205 GFT | Mint Crystal PR



206 GFT | Green Aura PR



207 GFT | Celestial Blue PR




D
E
S



534 SP | Frosty White




532 SP | Black




531 SP | Red



537 SP | Maroon




533 SP | Black Current



540 MTS | Soft White




542 MTS | Matte Black




541 MTS | Dense Black



543 MTS | Rough Moses



544 MTS | Glowing Mud



545 MTS | Red Velvet

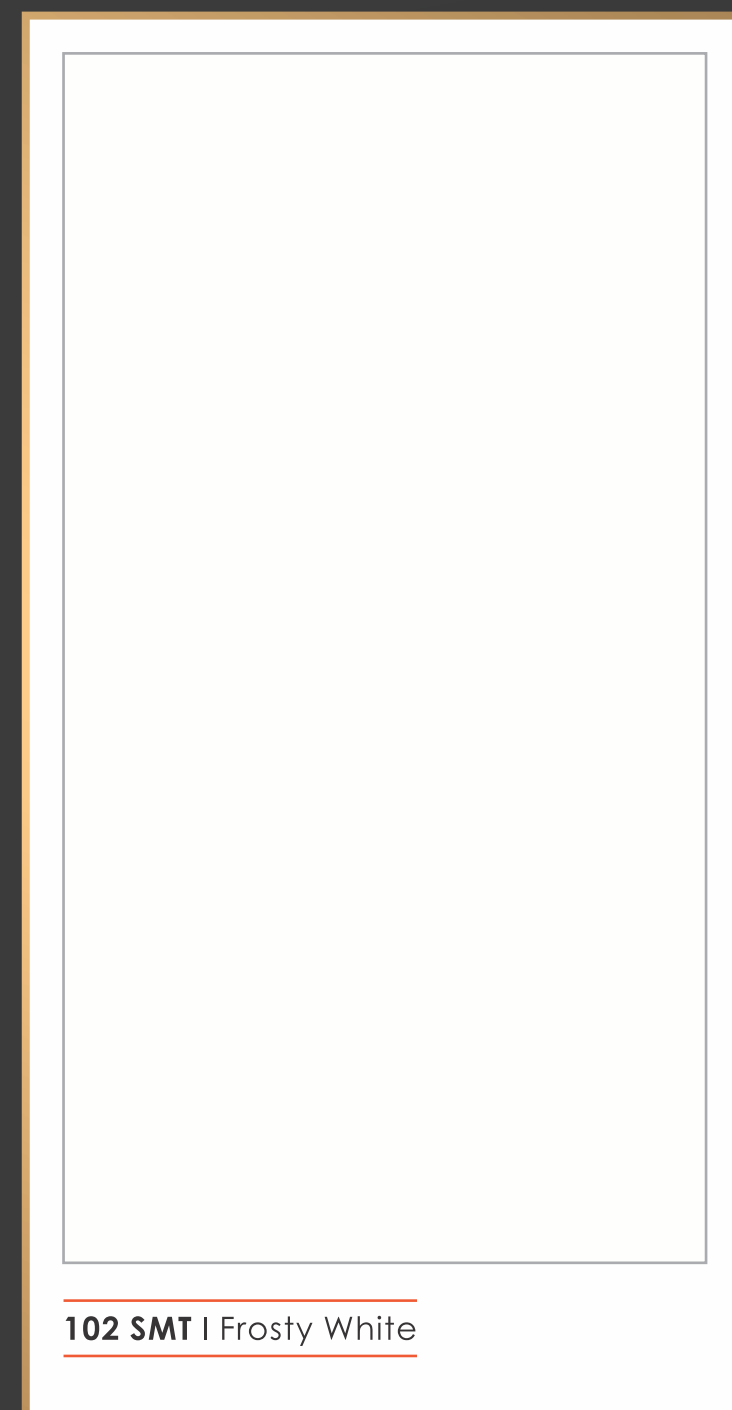


119 - SMT


N E W
T R E N D Z

ASA SPOTLESS


Designed to repel stains and smudges, our spotless finishes ensure




102 SMT | Frosty White




120 SMT | Ceramic Beige




121 SMT | Gothic Grey




119 SMT | Charcoal



123 SMT | Blush Pink



127 SMT | Pistachio Green



129 SMT | Sky Blue



122 SMT | Terracota



125 SMT | Mist Green



128 SMT | Ocean blue




124 SMT | Umber



126 SMT | Fern Green




118 SMT | Paradise Blue



123 SG | Blush Pink




127 SG | Pistachio Green




129 SG | Sky Blue



122 SG | Terracota



125 SG | Mist Green




128 SG | Ocean blue



124 SG | Umber



126 SG | Fern Green




118 SG | Paradise Blue


SOLIDGLASS




Brighten your interiors with finishes that celebrate the magic of color. From playful pops to soothing neutrals, our color laminates are designed to harmonize with your vision




101 SG | Super White



102 SG | Frosty White



103 SG | Ivory



110 SG | Beige



117 SG | Maroon



105 SG | Red



111 SG | Blue



120 SG | Ceramic Beige




119 SG | Charcoal



107 SG | Light Green



109 SG | Dark Green



113 SG | Light Grey



114 SG | Dark Grey




104 SG | Saffron




108 SG | Peacock Green




115 SG | Coffee





116 SG | Black




112 SG | Black Current



106 SG | Pink




581 ST | Roman Crème Marble



205 GFT | Mint Crystal



206 GFT | Green Aura



582 VG | Amberwood Royale



T H E G O L D S T A N D A R D



584 GFT | Molten Maple



513 GFT | Bourbon Wood




588 GFT | Mandarin Oak






573 GFT | White Torano



576 GFT | Armani Black



P E E R L E S S A N D P E R F E C T




580 GFT | Emerald Crest






Stand tall at the crest of innovation



582 LV | Amberwood Royale



509 LV | Purist Oak




589 LV | Candessa Birch



590 LV | Merlot Walnut





579 - ST

585 - CA

121 - SMT



585 CA | Imperial Marques Oak



579 ST | White Statuario



122 SMT | Terracota



121 SMT | Gothic Grey



A new aura of sophistication in every space

R
E
I
G
N
I
N
G
S
U
P
E
R
E
M
E

MARB ELLA

Immerse your spaces in designs that evoke the beauty



578 MR | Neolithic Calacutta



576 MR | Armani Black





581 MR | Roman Crème Marble




580 MR | Emerald Crest




579 MR | White Statuario





574 MR | Livid Stone




575 MR | Picasso Grey



A
N
U
N
M
A
T
C
H
E
D
P
I
C
K



573 MR | White Torano



577 MR | Marquina Brown





582 SG | Amberwood Royale



583 SG | Savannah Walnut



B
E
E
Y
O
N
D
C
O
M
P
A
R
E



586 SG | Sienna Oak



568 SG | Cuban Mahogany




RADICAL ASH

Brings a striking interplay of deep textures and organic tones, making it perfect for spaces that dare to stand out.




RawCharacter
R E F I N E D A E S T H E T I C



553 RAV | Merlot Oak



O R G A N I C
S U B T I L E
S T Y L E



550 - RAV



550 RAV | Regal Oak





583 RAV | Savannah Walnut




516 RAV | Brewed Wood





504 - WN



553 WN | Merlot Oak



504 WN | Shadow Wood





563 WN | Chestnut Wood



564 WN | Mocha Walnut




588 WN | Mandarin Oak





554 - CA



554 CA | Caramel Ash



501 CA | Snow Coroba




565 CA | Savina Wood




566 CA | Estelle Oak






502 CA | Choco Coroba



585 CA | Imperial Marques Oak



513 CA | Bourbon Wood



519 CA | Brunie Bark







Offering a unique statement for your spaces

G R O U N D E D I N N A T U R E


VERTICAL VOGUE




510 VG | Roasted Wood



553 VG | Merlot Oak




582 VG | Amberwood Royale




512 VG | Blacken Bark





576 ST | Armani Black




574 ST | Livid Stone



573 ST | White Torano




577 ST | Marquina Brown



575 ST | Picasso Grey





580 - GFT



509 - LV



509 LV | Purist Oak

E N D L E S S
A P P E A L



580 GFT | Emerald Crest



201 GFT | Lustrous White



204 GFT | Aurora Slate Grey



529 MR | Grey Marmo



579 - SMT




579 SMT | White Statuario



SPOTLESS

Enjoy surfaces that resist the chaos of everyday life. With a spotless finish, your spaces shine with uninterrupted charm and lasting grace




582 SMT | Amberwood Royale



588 SMT | Mandarin Oak



587 SMT | Champagne Oak



591 SMT | Flute Carara



592 SMT | Flute Hermes





568 SMT | Cuban Mahogany



E
N
D
U
R
I
N
G
V
A
L
U
E



564 SMT | Mocha Walnut




563 SMT | Chestnut Wood





HORIZONTAL WOOD


Let the raw, natural beauty of detailed patterns add warmth and depth to your space



M A S T E R C H O I C E




582 HW | Amberwood Royale




585 HW | Imperial Marques Oak






561 HW | Sucupira Walnut




562 HW | Columbia Walnut



D I S T I N C T I O N S



522 HW | Emperor Timber



553 HW | Merlot Oak





522 OAK | Emperor Timber



521 OAK | Brewski Oak



586 OAK | Sienna Oak



P
R
I
M
E
S
E
L
E
C
T
I
O
N



514 OAK | Malt Wood




508 OAK | Princely Brown



561 OAK (HZ) | Sucupira Walnut





508 DV | Princely Brown



509 DV | Purist Oak



508 - DV



507 DV | Natural Oak



551 DV | Golden Maple






530 MR | Cream Marmo



571 MR | Grey Creek



526 MR | Cosmic Marmo



572 MR | Scot Spruce





584 - SG



584 SG | Molten Maple



U
L
T
I
M
A
T
E
C
R
A
F
T



513 SG | Bourbon Wood



510 SG | Roasted Wood



555 SG | Mahogany Oak Marmo






501 SG | Snow Coroba



502 SG | Choco Coroba



504 SG | Shadow Wood



503 SG | Wooden Crema





LOOKS



506 SG | Ecacia Light




507 SG | Natural Oak



E
X
C
E
L
L
E
N
T
Q
U
A
L
I
T
Y




508 SG | Princely Brown



509 SG | Purist Oak





585 SG | Imperial Marques Oak




589 SG | Candessa Birch




558 SG | Kintsuki Gold



518 SG | Earthen Wood



519 SG | Brunie Bark



512 SG | Blacken Bark






522 SG | Emperor Timber



553 SG | Merlot Oak



560 SG | Provincial Honey



567 SG | Olive Ash Burl



569 SG | Green Ebony



552 SG | Mocha Teak



559 SG | Tamo Ash Burl




554 SG | Caramel Ash






Transform your environment with the dynamic design



561 RAV-HZ | Sucupira Walnut




562 RAV-HZ | Columbia Walnut



516 RAV-HZ | Brewed Wood







512 AV | Blacken Bark



567 AV | Olive Ash Burl




553 AV | Merlot Oak




510 AV | Roasted Wood



M O D E R N I M P A C T



568 BR | Cuban Mahogany



553 BR | Merlot Oak







519 TR | Brunie Bark



553 TR | Merlot Oak




512 CL | Blacken Bark



553 CL | Merlot Oak




568 CL | Cuban Mahogany







512 FL | Blacken Bark



102 FL | Frosty White



519 FL | Brunie Bark



553 FL | Merlot Oak



REFINED
TASTE




Creating surfaces that speak to the power



553 BL | Merlot Oak



510 BL | Roasted Wood




504 BL | Shadow Wood





Bringing balance and rhythm to any environment while showcasing the raw beauty of natural materials



585 SF | Imperial Marques Oak



589 SF | Candessa Birch





586 SF | Sienna Oak



550 SF | Regal Oak



516 SF | Brewed Wood



583 SF | Savannah Walnut





515 SF | Highland Wood



519 SF | Brunie Bark



570 SF | Ziricote



522 SF | Emperor Timber



508 SF | Princely Brown



554 SF | Caramel Ash



553 SF | Merlot Oak



513 SF | Bourbon Wood





502 SF | Choco Coroba



501 SF | Snow Coroba



520 SF | Canberra Wood



512 SF | Blacken Bark



514 SF | Malt Wood



567 SF | Olive Ash Burl



565 SF | Savina Wood



566 SF | Estelle Oak





521 SF | Brewski Oak



518 SF | Earthan Wood



503 SF | Wooden Crema



504 SF | Shadow Wood



C O L O R P O P

PLAIN COLOUR

Inject energy and style into your interiors with color laminates that make a bold, lasting statement



101 SF Super White	113 SF Light Grey	110 SF Beige	105 SF Red
102 SF Frosty White	114 SF Dark Grey	107 SF Light Green	111 SF Blue
103 SF Ivory	116 SF Black	104 SF Saffron	115 SF Coffee

Sr. N.	D. No.	Design Name	Finish	P. No.
1	101	Super White	SG	23
2	101	Super White	SF	104
3	102	Frosty White	SMT	19
4	102	Frosty White	SG	23
5	102	Frosty White	FL	93
6	102	Frosty White	SF	104
7	103	Ivory	SG	23
8	103	Ivory	DV	104
9	104	Saffron	SG	24
10	104	Saffron	SF	104
11	105	Red	SG	24
12	105	Red	SF	104
13	106	Pink	SG	24
14	107	Light Green	SG	24
15	107	Light Green	SF	104
16	108	Peacock Green	SG	24
17	109	Dark Green	SG	24
18	110	Beige	SG	24
19	110	Beige	SF	104
20	111	Blue	SG	24
21	111	Blue	SF	104
22	112	Black Current	SG	24
23	113	Light Grey	SG	24
24	113	Light Grey	SF	104
25	114	Dark Grey	SG	24
26	114	Dark Grey	SF	104
27	115	Coffee	SG	24
28	115	Coffee	SF	104
29	116	Black	SG	24
30	116	Black	SF	104
31	117	Maroon	SG	24
32	118	Paradise Blue	SMT	21
33	118	Paradise Blue	SG	22
34	119	Charcoal	SMT	20
35	119	Charcoal	SG	24
36	120	Ceramic Beige	SMT	20
37	120	Ceramic Beige	SG	24
38	121	Gothic Grey	SMT	20
39	121	Gothic Grey	SMT	34
40	122	Terracota	SMT	21
41	122	Terracota	SG	22
42	122	Terracota	SMT	34
43	123	Blush Pink	SMT	21
44	123	Blush Pink	SG	22
45	124	Umber	SMT	21
46	124	Umber	SG	22
47	125	Mist Green	SMT	21
48	125	Mist Green	SG	22
49	126	Fern Green	SMT	21
50	126	Fern Green	SG	22
51	127	Pistachio Green	SMT	21
52	127	Pistachio Green	SG	22
53	128	Ocean Blue	SMT	21
54	128	Ocean Blue	SG	22
55	129	Sky Blue	SMT	21
56	129	Sky Blue	SG	22
57	201	Lustrous White	AL	15
58	201	Lustrous White	GFT	15
59	201	Lustrous White	GFT	60
60	202	Beige Gem	AL	15
61	202	Beige Gem	GFT	15
62	203	Sand Dune Glow	AL	15
63	203	Sand Dune Glow	GFT	15
64	204	Aurora Slate Grey	AL	16
65	204	Aurora Slate Grey	GFT	16
66	204	Aurora Slate Grey	GFT	60
67	205	Mint Crystal	AL	16
68	205	Mint Crystal	GFT	16
69	205	Mint Crystal	GFT	26
70	206	Green Aura	AL	16
71	206	Green Aura	GFT	16
72	206	Green Aura	GFT	26
73	207	Celestial Blue	AL	16
74	207	Celestial Blue	GFT	16
75	501	Snow Coroba	CA	52
76	501	Snow Coroba	SG	79
77	501	Snow Coroba	SF	101
78	502	Choco Coroba	CA	53
79	502	Choco Coroba	SG	79
80	502	Choco Coroba	SF	101
81	503	Wooden Crema	SG	80
82	503	Wooden Crema	SF	103
83	504	Shadow Wood	WN	48

Sr. N.	D. No.	Design Name	Finish	P. No.
84	504	Shadow Wood	SG	80
85	504	Shadow Wood	BL	94
86	504	Shadow Wood	SF	103
87	506	Ecacia Light	SG	81
88	507	Natural Oak	DV	74
89	507	Natural Oak	SG	81
90	508	Princely Brown	OAK	72
91	508	Princely Brown	DV	73
92	508	Princely Brown	SG	82
93	508	Princely Brown	SF	100
94	509	Purist Oak	LV	31
95	509	Purist Oak	LV	60
96	509	Purist Oak	DV	73
97	509	Purist Oak	SG	82
98	510	Roasted Wood	VG	55
99	510	Roasted Wood	SG	78
100	510	Roasted Wood	AV	89
101	510	Roasted Wood	BL	94
102	512	Blacken Bark	VG	56
103	512	Blacken Bark	SG	84
104	512	Blacken Bark	AV	89
105	512	Blacken Bark	CL	92
106	512	Blacken Bark	FL	93
107	512	Blacken Bark	SF	102
108	513	Bourbon Wood	GFT	28
109	513	Bourbon Wood	CA	54
110	513	Bourbon Wood	SG	78
111	513	Bourbon Wood	SF	100
112	514	Malt Wood	OAK	72
113	514	Malt Wood	SF	101
114	515	Highland Wood	SF	99
115	516	Brewed Wood	RAV	46
116	516	Brewed Wood	RAV-HZ	88
117	516	Brewed Wood	SF	98
118	518	Earthan Wood	SG	84
119	518	Earthan Wood	SF	103
120	519	Brunie Bark	CA	54
121	519	Brunie Bark	SG	84
122	519	Brunie Bark	TR	91
123	519	Brunie Bark	FL	93
124	519	Brunie Bark	SF	99
125	520	Canberra Wood	SF	102
126	521	Brewski Oak	OAK	71
127	521	Brewski Oak	SF	103
128	522	Emperor Timber	HW	70
129	522	Emperor Timber	OAK	71
130	522	Emperor Timber	SG	85
131	522	Emperor Timber	SF	99
132	526	Cosmic Marmo	MR	75
133	529	Grey Marmo	MR	61
134	530	Cream Marmo	MR	75
135	531	Red	SP	17
136	532	Black	SP	17
137	533	Black Current	SP	17
138	534	Frosty White	SP	17
139	537	Maroon	SP	17
140	540	Soft White	MTS	18
141	541	Dense Black	MTS	18
142	542	Matte Black	MTS	18
143	543	Rough Moses	MTS	18
144	544	Glowing Mud	MTS	18
145	545	Red Velvet	MTS	18
146	550	Regal Oak	RAV	44
147	550	Regal Oak	SF	97
148	551	Golden Maple	DV	74
149	552	Mocha Teak	SG	85
150	553	Merlot Oak	RAV	44
151	553	Merlot Oak	WN	47
152	553	Merlot Oak	VG	55
153	553	Merlot Oak	HW	70
154	553	Merlot Oak	SG	85
155	553	Merlot Oak	AV	89
156	553	Merlot Oak	BR	90
157	553	Merlot Oak	TR	91
158	553	Merlot Oak	CL	92
159	553	Merlot Oak	FL	93
160	553	Merlot Oak	BL	94
161	553	Merlot Oak	SF	100
162	554	Caramel Ash	CA	51
163	554	Caramel Ash	SG	86
164	554	Caramel Ash	SF	100
165	555	Mahogany Oak Marmo	SG	78
166	558	Kintsuki Gold	SG	84

Sr. N.	D. No.	Design Name	Finish	P. No.
167	559	Tamo Ash Burl	SG	86
168	560	Provincial Honey	SG	86
169	561	Sucupira Walnut	HW	69
170	561	Sucupira Walnut	OAK-HZ	72
171	561	Sucupira Walnut	RAV-HZ	87
172	562	Columbia Walnut	HW	69
173	562	Columbia Walnut	RAV-HZ	87
174	563	Chestnut Wood	WN	49
175	563	Chestnut Wood	SMT	66
176	564	Mocha Walnut	WN	49
177	564	Mocha Walnut	SMT	66
178	565	Savina Wood	CA	52
179	565	Savina Wood	SF	102
180	566	Estelle Oak	CA	52
181	566	Estelle Oak	SF	102
182	567	Olive Ash Burl	SG	86
183	567	Olive Ash Burl	AV	89
184	567	Olive Ash Burl	SF	101
185	568	Cuban Mahogany	SG	42
186	568	Cuban Mahogany	SMT	65
187	568	Cuban Mahogany	BR	90
188	568	Cuban Mahogany	CL	92
189	569	Green Ebony	SG	85
190	570	Ziricote	SF	99
191	571	Grey Creek	MR	76
192	572	Scot Spruce	MR	76
193	573	White Torano	GFT	29
194	573	White Torano	MR	40
195	573	White Torano	ST	58
196	574	Livid Stone	MR	39
197	574	Livid Stone	ST	57
198	575	Picasso Grey	MR	39
199	575	Picasso Grey	ST	58
200	576	Armani Black	GFT	29
201	576	Armani Black	MR	36
202	576	Armani Black	ST	57
203	577	Marquina Brown	MR	40
204	577	Marquina Brown	ST	58
205	578	Neolithic Calacutta	MR	35
206	579	White Statuario	ST	34
207	579	White Statuario	MR	38
208	579	White Statuario	SMT	62
209	580	Emerald Crest	GFT	30
210	580	Emerald Crest	MR	38
211	580	Emerald Crest	GFT	60
212	581	Roman Creme Marble	ST	26
213	581	Roman Creme Marble	MR	37
214	582	Amberwood Royale	VG	26
215	582	Amberwood Royale	LV	31
216	582	Amberwood Royale	SG	41
217	582	Amberwood Royale	VG	56
218	582	Amberwood Royale	SMT	63
219	582	Amberwood Royale	HW	67
220	583	Savannah Walnut	SG	41
221	583	Savannah Walnut	RAV	45
222	583	Savannah Walnut	SF	98
223	584	Molten Mapple	GFT	27
224	584	Molten Mapple	SG	77
225	585	Imperial Marques Oak	CA	34
226	585	Imperial Marques Oak	CA	53
227	585	Imperial Marques Oak	HW	68
228	585	Imperial Marques Oak	SG	83
229	585	Imperial Marques Oak	SF	96
230	586	Sienna Oak	SG	42
231	586	Sienna Oak	OAK	71
232	586	Sienna Oak	SF	97
233	587	Champagne Oak	SMT	64
234	588	Mandarin Oak	GFT	28
235	588	Mandarin Oak	WN	50
236	588	Mandarin Oak	SMT	63
237	589	Candessa Birch	LV	32
238	589	Candessa Birch	SG	83
239	589	Candessa Birch	SF	96
240	590	Merlot Walnut	LV	32
241	591	Flute Carara	SMT	64
242	592	Flute Hermes	SMT	64
243	593	Honey Herringbone	HHB	9
244	594	Ebony Herringbone	HHB	10
245	595	Lumen Oak	BV	13
246	596	Moroccan Mocha	BV	14
247	597	Dune Radiance	BV	12
248	598	Sirocco Grain-	BV	11
-	-	-	-	-

PROPERTIES	SPECIFIED VALUES AS PER IS:2046-1995, TYPE S, HGS	ARTIS CONFORMS	SPECIFIED VALUES AS PER IS:2046-1995, TYPE S, HGS	WOODRICA CONFORMS
Resistance to surface wear	350 (Revolutions)	✓	350 (Revolutions)	✓
Resistance to immersion in boiling water				
- Mass increase (%)	10.0 (Maximum)	✓	7.5 (Maximum)	✓
- Thickness increase (%)	11.8 (Maximum)		8.5 (Maximum)	
- Appearance	Not worse than 4		Not worse than 4	
Resistance to dry heat 180° c	Not worse than 4	✓	Not worse than 4	✓
Dimensional stability at deviated temperature				
- Longitudinal (%)	0.55 (Maximum)	✓	0.44 (Maximum)	✓
- Transverse (%)	1.025 (Maximum)		0.86 (Maximum)	
Dimensional stability at 20°C				
- Longitudinal (%)	0.375 (Maximum)	✓	0.31 (Maximum)	✓
- Transverse (%)	0.60 (Maximum)		0.49 (Maximum)	
Resistance to impact by small diameter ball	20 N (Minimum)	✓	20 N (Minimum)	✓
Resistance to cracking	Not worse than 4	✓	Not worse than 4	✓
Resistance to scratching	2 N (Minimum)	✓	2 N (Minimum)	✓
Resistance to staining	Not worse than 5	✓	Not worse than 5	✓
Resistance to colour change (wood standards)				
- In xenon arc light	Not worse than 6	✓	Not worse than 6	✓
- In enclosed carbon arc light	Not worse than 5		Not worse than 5	
Resistance to cigarette burns	Not worse than 3	✓	Not worse than 3	✓
Resistance to steam	Not worse than 4	✓	Not worse than 4	✓
Appearance	Should be free from foreign particles	✓	Should be free from foreign particles	✓

FEATURES

A complete and dimensionally stable product with a unique resistance power against

- Surface Wear
- Any kind of Stain
- Immersion in Boiling Water
- Scratching
- Cigarette Burns

PRODUCT SPECIFICATION

Product: Decorative Laminate Sheets

Size: 2440 x 1220 mm



A QUALITY PRODUCT BY
ARTIS LAMINATE

Factory: Village Marupur, near Jathlana, Yamuna Nagar, Haryana 135001

 www.artislaminates.com

 info@artislaminates.com

